



**Wreaths Across America  
2023 Youth Service Project**

---

REMEMBER ★ HONOR ★ TEACH

Visit [www.wreathscrossamerica.org](http://www.wreathscrossamerica.org) to learn about our mission to *Remember, Honor, Teach*, sponsor a wreath for a veteran at any participating cemetery, or sign up to volunteer.

*A veteran's wreath is a symbol of*  
**HONOR, RESPECT, and VICTORY.**



**10 BALSAM BOUQUETS**  
make up each veteran's wreath, representing the  
**10 SPECIAL QUALITIES**  
that our veterans embody.



Evergreens =  
**LONGEVITY  
& ENDURANCE**



Red Bow =  
**GREAT  
SACRIFICE**



Forest Scent =  
**PURITY &  
SIMPLICITY**



Circular Shape =  
**ETERNITY**

1. Their **BELIEF** in a greater good
2. Their **LOVE** for each other
3. Their **STRENGTH**, work ethic, & character
4. Their **HONESTY** & integrity
5. Their **HUMILITY**, selflessness, & modesty
6. Their **AMBITIONS** & aspirations
7. Their **OPTIMISM** for America
8. Their **CONCERN** for the future
9. Their **PRIDE** in their duties
10. Their **HOPES & DREAMS** that didn't always come true, but left them with no regrets

# Wreaths Across America 2023 Youth Service Project!

## Remember - Honor - Teach

Veterans, active-duty military, police officers and firefighters are all examples of people who currently serve or have served our country or our communities! Many, if not all, will tell you the benefits of their service to others far outweighs any sacrifices or hardships they might have encountered as a result of their service. Individuals who serve selflessly in any capacity exhibit all of the attributes of a Veteran's Wreath. A person does not have to be in the military to serve.

### **WHY** is it important?

Now more than ever, our youth need to understand the importance of service to others, not just for the extrinsic rewards-badges, ribbons, or community service hours for college, etc., but for the intrinsic rewards, which leads to:

- more effective learning.
- higher rates of persistence when attempting to learn or achieve something new.
- greater problem-solving skills.
- improved decision-making skills.
- forming a connection between local concerns and global problems.
- a sense of accomplishment while contributing to their community.

All of these skills are necessary for students to develop to their maximum potential academically, but they are also skills that will help to instill positive character traits that will stay with them for a lifetime. With that in mind, Wreaths Across America is excited to launch its **2023 WAA Youth Service Project!**

### **WHO** can participate?

Young people of all ages and grade levels! Teachers, parents, and family members are encouraged to participate-the younger the child, the more guidance they will need from the adults in their lives who can model what service and success looks like.

### **WHAT** does the student need to do?

This project encourages young people to develop, organize, and execute a community service project to improve the lives of Veterans or others in their local community or the global community.

### **WHEN** does the project need to start and when should it be completed?

The project can take place anytime between March 30, 2023, and November 11, 2023. The project can be a one day only project or may take several months to complete, but it must be completed no later than Veterans Day 2023.

### **WHERE** does the project need to take place?





The community service project can take place anywhere. The students may choose a project in their community or one that encompasses a larger scale.

## HOW do I get started?

1. First, for younger participants, define 'Community Service' as unpaid work performed by a person or group of people for the benefit and betterment of their community. Ask participants why it is important to help people who are in need.
2. Explain that community service can take many different forms. For example, conducting a canned food drive for your local food bank, or raising money to help a local charity that provides food and other necessities for a local animal shelter, or providing school supplies (for students whose families may have fallen on hard times).
3. Evaluate the needs in your local community. Discuss some of the opportunities available for participants\* to perform a community service project to "serve" Veterans or others in your local community.
4. Brainstorm ideas for a Community Service Project participants can perform successfully!
5. Pick a project. Discuss the various ideas from the brainstorming activity, allow the participants to select a project they can complete. Choose a name for the project. Tell participants to write the name of their project on the Service-learning Form. **Once students have decided on a project, complete the [WAA 2023 Youth Service Project Submission Form](#).**
6. Discuss the next steps for their project. Participants should list the steps on the Service-learning Form. This could include making posters, or flyers to advertise their project.
7. Examine ways parents, family members and friends can help the participants with their Service-learning Project. Tell the students to write this on their Service-learning Form.
8. Decide a start and end date for your project. Tell the participants to write the dates on the Service-learning Form. This will help the participants to establish goals for their project, for example, if the project is to provide 20 blankets to a homeless shelter, the participants should establish a timeline for accomplishing each part of the project. Celebrate the milestones and adjust their goals as necessary.
9. Send an email/note home to parents, letting them know about the project! **Make sure to include the form [Parental Permission Slip](#).** The type of project and the age of the participants will determine how much help they may need from parents and family members. For example, if they decide to write thank you cards, they may only need parents to help with postage, if they conduct a sock campaign, or a 'Bring Your Change for Change' Fundraiser, they will need a few more resources.
10. Conduct a debriefing when the project is complete. Ask students to write a short paragraph about their project, or video their response to questions about what they learned.
11. A follow-up assessment will be emailed to all individuals who register their project online with Wreaths Across America.

*\*Participants-refers to students, troop members, groups, clubs or any young people who actively participate in the project.*

## 2023 WAA YOUTH SERVICE PROJECT - WORKSHEET\*

	Write the name of your project here:
	Write the steps for your project here:
	How can my family & friends help?
	Date your project will START: _____ Date your project will END: _____

*\*Do not submit this form. Please use the submission link above to send your completed project. This page is designed to be used for brainstorming purposes.*

## Questions?

Email: [teach@wreathscrossamerica.org](mailto:teach@wreathscrossamerica.org)

Or mail:

Wreaths Across America

Serve & Succeed Project-Our Vets Do & So Can You!

PO Box 249

Columbia Falls, ME 04623